

Dear user:

Thank you very much for choosing our Ozone Water Sprayer !

Considering the principle of ozone generated by lightning discharge in nature, this machine generates high-concentration ozone with water as raw material. It can be used for air purification, degradation of pesticide residues in fruits and vegetables, and deodorization, sterilization and disinfection of daily items and pets, beauty and skin care, disease prevention and health care, etc.

To facilitate your use of this machine, please read this manual carefully before use and follow the steps in the manual. If you have any problems during use, please contact the seller or our company in time, and we will be available at any time to provide you with quality service.

Thank you again for choosing our products!

Function

Ozone is a kind of gas that is easily soluble in water and has a slightly grassy smell. It can widely kill bacteria, viruses, fungi, and spores, etc. It is one of the most advanced fungicides at present. Moreover, ozone is unstable and can quickly decompose into oxygen by itself at room temperature. Ozone is also an environmental-friendly and pollution-free bactericide, with no toxic side effects to human body.

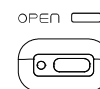
1. Food detoxification & daily items disinfection: dissolving ozone into water, the generated ozone water has the following functions: degrade residual pesticides such as dichlorvos in fruits and vegetables, decompose the auxin in meat, etc., to ensure food safety; extend food storage, freshness life; can be used for disinfection of tableware, underwear, children's toys and daily necessities.

2. Purify the air: ozone can also kill a variety of indoor bacteria and viruses, prevent infectious diseases, and improve indoor air quality; it can also remove peculiar smells, and be used in refrigerator, toilet, wardrobe, and shoe cabinet to prevent mold and odor. (See the attached table for details)

.5.

Attention

when you charging ,open the USB silicone dust cover, and rotary to dow side slightly. After finished charging, recover to USB mouth slightly.



Warranty Card

Product name		Ozone Water Sprayer			
Name		Tel			
Address					
Zip code		Purchase date			
Purchase Address					
Maintenance record	Date	Cause of issue	Maintenance	Pickup time	Dealer

1. This "Warranty Card" is valid only when it is used together with invoices and other valid purchase vouchers.

2. From the date of purchase, if the machine fails during normal use within one year, the user can get repair for free with this warranty card.

3. The free service cannot be enjoyed in the following situations:

A) Damage caused by improper use or man-made.

B) Damage caused by accidents such as natural disasters and abnormal voltage.

C) Damage caused by maintenance and alteration not approved by the company.

.6.

Ozone Disinfection Sprayer


GL-601



.1.

size:80x105mm

Product analysis chart



- ① High pressure nozzle
- ② Water bottle body
- ③ Decorative ring
- ④ Ozone water module
- ⑤ Indicator light
- ⑥ Battery
- ⑦ Power button
- ⑧ USB Interface
- ⑨ Dustproof Plug
- ⑩ Anti skid base

Appearance description

1. With polymer lithium battery, it is with charging indicator function;
2. The panel has a touch button;
3. There is a orange, blue and purple three colors of indicator light in the center of bottle, orange is charging or awake mode, blue is for working at 2 mins, purple is for working at 4 mins.
4. When charging, the orange indicator light will flash, and it stays in orange when full charged.




Specification

Input Voltage:DC5V / 1A	Maximum power: 8 W
Bottle Capacity: 280 mL	Battery Capacity: 1800 mA
Working Timer: 2 /4 minutes	Max. Ozone Concentration: 1.1~2.43 ppm
Input Interface: type-C	Charging time:100 mins
Dimension: Dia.88xH269mm	Max. Endurance time:40 mins

.2.

Operation Description

1) Operation Process

	The first press	awake unit, the indicator lights up at orange color, and you Should operated in 10 seconds or the unit will turn off.
	The second press	the indicator turns to blue color, the unit starts to electrolyze and produces ozone water, working timer at 2 minutes.
	The third press	the unit starts to electrolyze and produces ozone water, timer at 4 minutes.
When the unit working at release ozone, press the power button to stop release ozone, the unit and indicator will both turn off.		

2) Charging & indicator:

- (1)When the battery voltage is too low (less than 3 V), pressing the button , the indicator light flashes twice in orange within 1 second to indicate low battery and the machine will enter into the standby state.Before using, you should charge the machine.
- (2)When charging, the indicator light will flash in orange, and it stays in orange when full charged.

- 3) Because of the unstable status of ozone, suggest you use up the ozone water within 30 minutes; If exceed the time, please follow up Step 1) to produce ozone water again, to keep the best disinfection effect.

- 4)It takes 100 minutes to fully charge the machine with DC5V/1A standard adapter.(Battery capacity: 1800mA)With full-charged, it can continuously work around 40 minutes.

.3.

Product application

Application	Function	Operation method
Wash fruits, vegetables, fish and other food, detoxify and keep fresh	Sterilization and disinfection, decomposition of pesticide residues, decomposition of fertilizer, other impurities and food additives, to prevent chronic poisoning, good taste, extend the preservation time.	Clean the fruits, vegetables, fish and so on (peel the core vegetables in advance, cut the fish and so on into small pieces with a thickness of less than 5cm), start the machine and spray them, and then rinse them with clean water (raw fruits and vegetables can be free of washing), then they can be cooked, eaten or refrigerated.
Air purification and disinfection	Sterilization, prevention of infectious diseases; Remove dust, odor, provide fresh air, create a forest like indoor air environment.	After power on, it can be sprayed properly according to the needs of consumers
Smell remover	Remove the peculiar smell of toilet, refrigerator, wardrobe and pet residence.	After power on, it can be sprayed properly according to the needs of consumers
Disinfection of children's products	Sterilization and disinfection of children's products to ensure health and hygiene.	After the deaning of children's products (bottles, toys, etc.) start spraying, dry.
Disinfection of tableware and kitchenware	Sterilization of tableware to ensure hygiene and health.	After the washing tableware (deslagging and degreasing) is turned on and sprayed, it can be dried,
Disinfection of underwear and towel	Sterilization of daily necessities to ensure health.	Wash and rinse the underwear and other clothes, start the machine and spray them, then dry them.
Pet disinfection	Pet deodorization to prevent parasites and odor	Turn on the machine and spray, then give the pet a bath.

Safety Precautions

1. The power supply must be disconnected during maintenance.
2. Do not use it in places with high temperature, excessive oily smoke, or excessive humidity, so as not to affect the working efficiency and lifetime of the machine.

.4.

size:80x105mm